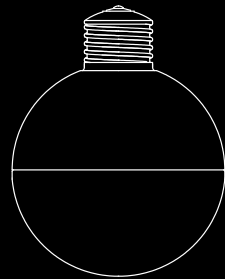





CHROME DOME



SHOWN IN CHROME-PLATED FINISH  
CODE: 01391 1152 CLR



75



78

# CHROME DOME

MICROPROCESSOR ON BOARD

	MODEL	FINISH A	FINISH B	LAMP	OPTIONAL
<b>CHROME DOME 80</b>	<b>01391</b>				
<b>CHROME PLATED</b>		<b>1152</b>			
<b>GLOSS BLACK POWDERCOAT</b>		<b>1134</b>			
<b>GLOSS WHITE POWDERCOAT</b>		<b>1133</b>			
<b>ANTIQUE BRONZE</b>		<b>0151</b>			
<b>CLEAR ACRYLIC</b>			<b>CLR</b>		
<b>FROSTED ACRYLIC</b>			<b>FR</b>		
<b>WARM WHITE LED / SINGLE 6W 120V</b>				<b>WLED6</b>	
<b>SUSPENSION KIT</b>					<b>SUS</b>
<b>EXAMPLE CODE</b>	<b>01391</b>	<b>1134</b>	<b>CLR</b>	<b>WLED6</b>	

<b>SIZE</b>	<b>CHROME DOME 80</b>
	78MM DIAMETER
<b>WEIGHT</b>	0.5KG APPROX
<b>MATERIALS</b>	HIGH PURITY ALUMINIUM, PMMA
<b>LED</b>	6WATT / 120V / 60HZ
<b>LAMP BASE</b>	E26
<b>SUSPENSION KIT</b>	CEILING PLATE, E26 LAMP HOLDER WITH BLACK FABRIC FLEX

NB FIXING SCREWS NOT SUPPLIED  
 2 METERS STANDARD LENGTH FOR FLEX  
 ADJUSTABLE SUSPENSION HEIGHT  
 SOLD INDIVIDUALLY  
 FOR CEILING PLATE OPTIONS, REFER TO PAGE 372